


GET IT WRITE

Get Better Grades

**A New Approach To Success In College
Using the Written Word**



Tara Y. Goyt

The Write Author Coach

www.TheWriteAuthorCoach.com

Table of Contents

GET IT WRITE	3
GETTING STARTED	3
STEP ONE - MAKE THIS CLASS ABOUT YOU	4
STEP TWO - STATE YOUR CASE	4
STEP THREE – GET IT WRITE	8
The GET IT WRITE Approach	11
MORE GET IT WRITE PROGRAMS...	12

GET IT WRITE

Get Better Grades

GET IT WRITE

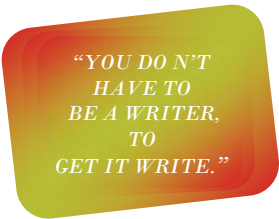
Get Better Grades is for college students who want to

- *Get more A's*
- *Spice up a boring class*
- *Avoid dropping another class*

What you need:

- At least one thought or idea (it doesn't even have to be original)
- A personal interest or passion in *something*

You also have to be willing to tell your teacher (in a respectful and friendly way, of course) that you want to do something different.



“YOU DO N'T
HAVE TO
BE A WRITER,
TO
GET IT WRITE.”

GETTING STARTED

I'm not telling you to do anything I haven't done myself. The steps I lay out in this booklet worked for me and can work for you.

You're bound to take a class that you don't really care about. Maybe it's a prerequisite or a course required to graduate. – whatever it is, you've gotta take the class, so you might as well get a good grade!

At some point the teacher is going to give you an assignment – which you'll probably find equally boring. Which means you're probably not going to work on it very much. You might even wait 'til the last minute to pull it together. That of course means you're probably going to get a mediocre grade - C, D, F or Incomplete. Since you're probably already skipping this class, you've already got a low score for attendance and another low score for class participation (you can't participate if you're not there.)

You can't afford to drop another class or watch your GPA fall another point, so now's the time to GET IT WRITE.

GET IT WRITE

Get Better Grades

STEP ONE - MAKE THIS CLASS ABOUT YOU

You can survive this class, whether it's history, biology, philosophy or economics, if you connect it to something that interests YOU.

Finding Ideas For New Topics

- What do you do for fun?
- What kind of TV shows get your attention?
- What kind of magazines, newspapers or books are you drawn to?
- What do you talk about with your friends and family?
- What is your major?
- What are your favorite classes?



Can you work your interests into this project? If not, suggest another topic to your teacher. Remember, the goal is to SATISFY THE TEACHER'S NEEDS AND YOURS – AT THE SAME TIME.

STEP TWO - STATE YOUR CASE

This can work, if you build your case. Show them you are serious. The next time you go to class, be prepared to answer the following questions:

- Why do you want to stray from the original assignment? (Don't insult your teacher by telling him/her their project sucks.)
- Why did you choose this particular topic
- How does it relate to the original project
- How might this benefit the rest of the class?

If you really want to seal the deal, create a One-Sheet (a one-page document) with the answers to the above questions. Don't forget to reassure the teacher that you won't try to change the scope of the project and that you'll stick to the original deadline.

GET IT WRITE

Get Better Grades

One-Sheet Guidelines

This doesn't have to be fancy or long. A few sentences should do the trick.

Your Name

Name of Your Class

Professor/Teacher's Name

Date

Proposal: A couple of brief sentences explaining what you would like to write about.

Relevance: Explain how your new idea relates to the professor/teacher's original assignment.

Benefits: Explain how this will benefit you, your classmates and possibly the professor/teacher.

Guarantee: Make a promise to your professor/teacher that you will adhere to his/her guidelines and that you will deliver your project on time.

Signature: Make it official – sign the document and include a space for your professor/teacher's signature. This will reinforce the guarantee and provide confirmation that your professor/teacher gave you permission to work on this project.

GET IT WRITE

Get Better Grades

One-Sheet Guidelines

This doesn't have to be fancy or long. A few sentences should do the trick.

Your Name

Name of Your Class

Professor/Teacher's Name

Date

Proposal: A couple of brief sentences explaining what you would like to write about.

Relevance: Explain how your new idea relates to the professor/teacher's original assignment.

Benefits: Explain how this will benefit you, your classmates and possibly the professor/teacher.

Guarantee: Make a promise to your professor/teacher that you will adhere to his/her guidelines and that you will deliver your project on time.

Signature: Make it official – sign the document and include a space for your professor/teacher's signature. This will reinforce the guarantee and provide confirmation that your professor/teacher gave you permission to work on this project.

GET IT WRITE

Get Better Grades

Sample One Sheet

Project Proposal
Tara Y. Coyt

Project Name: My Next A
Class Name: Better Grades 101
Instructor: Dr. Bore Ingasell

10/10/2006

I am eager to begin working on the recent assignment given to our class. You provided us with a great list of topics, but my excitement sparked a new idea, which I would like to share with you. I would like your permission to select Ida B. Wells Barnett as my topic for this assignment.

Ida B. Wells Barnett is a dynamic and historic figure, yet few people are aware of the impact she had on this country's social, political and journalistic landscape. While Barnett was not among the approved topics for this project, her use of journalism to impact social change makes her a great addition to the original list of powerful Americans.

While I am familiar with her story, there are many details that I can learn by selecting her as my topic (the use of print media to sway public opinion; how black Americans typically received news and information during that era; the influence on lawmakers, etc.). This is also a unique opportunity for me to become an historian, by introducing Barnett to the rest of my classmates.

I understand that if approved, I am still required to adhere to the guidelines set forth in the original assignment.

Tara Y. Coyt
Tara Y. Coyt
10/10/2006

Dr. Bore Ingasell

GET IT WRITE

Get Better Grades

STEP THREE – GET IT WRITE

Put Your Style & Personality Into The Project

Your project is a reflection of YOU. Therefore your readers should get a sense of who you are, as they read your book. Infusing your personality into the book is also a great way to differentiate your book from anything else on the market.

Note: Your style and personality may not always be appropriate. For instance, science, law and business journals traditionally require conservative, matter-of-fact writing.



Ask yourself these questions:

- What are my best personality traits?
- What do others say are my best personality traits?
- Which of my attributes attract and intrigue others?
- Which attributes keep others engaged and connected to me?
- Next determine which of these attributes will help you get a better grade.
- Keep this list in your notebook or on your computer and review it every time you sit down to write.

GET IT WRITE

Get Better Grades

What Does An 'A' look like?

If you're shooting for an 'A' then find out what the teacher thinks it looks like. Find a few people who've taken this class with this teacher and check out their papers. Compare 'A', 'B' and 'C' papers to see what was different. What kind of comments did the teacher write on the paper? What elements made one paper better than the other?

This process will help you identify: a) Your current competition b) What readers are looking for and c) If there is a current demand for your type of book

As you read other projects, pay special attention to:

- What works? What did they do or say that the teacher found most effective?
- Make a note of these things and find a way to incorporate them into your project
- What's missing? What could they have improved upon? Are there any key points or approaches that would have made the book better?

Make a list of these items and find a way to work them into your project.


GET IT WRITE

Get Better Grades

Check It Out

Your goal was to get a good grade, right? So don't risk losing points because every page is filled with typos, misspelled words and jacked up punctuation.

Once you finish writing the project, re-read it TWICE to catch errors.



Round 1

- Double space your paper
- Print it out
- Grab a red pen (or another color that will catch your eye's attention)
- Read it and make comments and changes using the red pen
- Make revisions to the Word document
- Save the changes

Round 2

Let someone else check it out.

- Professor
- Teacher's Aid
- Tutor
- Writing Lab
- Journalism Major

Once you've reviewed the project and made corrections, you're ready to print it on quality paper, place it in a binder or special cover and hand it in – ON TIME!

GET IT WRITE
Get Better Grades

The GET IT WRITE Approach
College Series

Get Better Grades

Get Your Ideal Job

Express Yourself

GET IT WRITE

Get Better Grades

MORE GET IT WRITE PROGRAMS...

By Tara Y. Coyt, The Write Author Coach

- **The GET IT WRITE Author's Circle**
- **Author Coaching (individual & group)**
- **Create Your E-Book**
- **DOWNlo MARKETING: Uncover Your Business, Discover More Profits**
- **Emotional Copywriting**
- **Email Etiquette**
- **Microsoft Word Levels 1, 2, & 3**

For more contact:

404.441.0883

www.TheWriteAuthorCoach.com

GET IT WRITE
Get Better Grades

Tara Y. Coyt
The Write Author Coach
www.TheWriteAuthorCoach.com



GET IT WRITE - The College Series
Copyright 2006

Coyt Communications

P.O. Box 79426
Atlanta, GA 30357
404.441.0883